

# ***KNAUF***

## ***HERADESIGN® Baffle Element***




































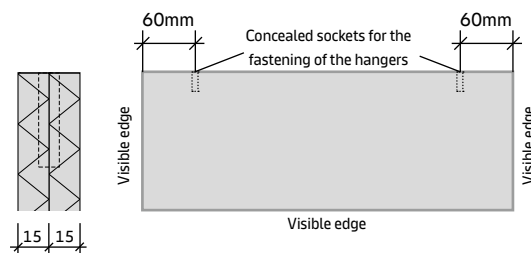
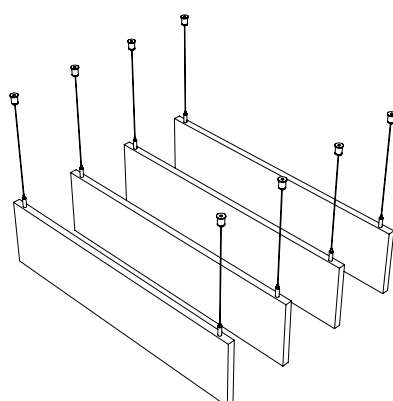
©Elyse Kennedy

HERADESIGN® Baffle Element is a two layer cost effective wood wool acoustic solution, with HERADESIGN® face sheets and concealed sleeves for attaching the supplied hangers.

- They are supplied as a kit and are therefore quick and easy to install
- The Baffles are available in HERADESIGN® Fine and Superfine surfaces
- Available in 1200x600, 1200x300, 600x600 and 600x300mm sizes only
- Many colors from color systems such as RAL and NCS are selectable

## ***Build on us.***

Characteristics		Detailed information					
Surface		HERADESIGN® Fine, Fine A2			HERADESIGN® Superfine, Superfine A2		
		 					
Thickness (mm)		30					
Standard dimensions and weights	 	Format (mm)	Weight (kg/Baffle)				
			HERADESIGN® Fine	HERADESIGN® Fine A2	HERADESIGN® Superfine	HERADESIGN® Superfine A2	
			600 x 300	3.1	4.8	3.0	4.5
			1200 x 300	6.3	9.7	6.0	8.9
			600 x 600	6.1	9.5	5.8	8.8
		1200 x 600	12.2	19.0	11.6	17.6	
System		Including Hangig Wire Kit. Rope length 1000mm.					
Reaction to fire		Euroclass <b>B-s1,d0</b> and <b>A2-s1,d0</b> according EN 13501-1					
Sound absorption		HERADESIGN® Baffle Element Fine: $\alpha_w$ up to <b>0.55</b> / NRC up to <b>0.60</b> HERADESIGN® Baffle Element Superfine: $\alpha_w$ up to <b>0.55</b> / NRC up to <b>0.60</b>					
Humidity resistance		Not suitable for indoor swimming pools, underground garages and outdoor areas.					
Cleanability	 						
Colour		<h3>Standard colours</h3> <div></div> <p>White*    Nature**    Black***    Granite    Steel    Green Marble    Copper    Oak    Brass    Sandstone    Concrete</p> <p>*similar to RAL 9010 **similar to RAL 1015 ***similar to RAL 9005</p> <ul style="list-style-type: none"><li>• Other colours from popular RAL and NCS colour systems are available.</li><li>• Deviations in colour and visual appearance may occur due to the rough fibre and panel surface.</li></ul>					
Sustainability	<div></div>						



Two-layer Baffle with HERADESIGN® face sheets and concealed sockets for fastening the supplied hangers.